

Sample Pages from



Created *by* Teachers *for* Teachers and Students

Thanks for checking us out. Please call us at **800-858-7339** with questions or feedback or to order this product. You can also order this product online at **www.tcmpub.com**.

For correlations to state standards, please visit
www.tcmpub.com/administrators/correlations

Early Childhood Themes —School Kit

This sample includes the following:

Teacher's Guide Cover (1 page)
Table of Contents (1 page)
Introduction (2 pages)
Lesson Plan (1 page)
Vocabulary Concept Card (2 pages)
Song Page from Unit Resource (1 page)
Picture Cards from Unit Resource (2 pages)
Reader (9 pages)

To Create a World ⁱⁿ which
Children **love** to Learn!

800-858-7339 • www.tcmpub.com

Literacy, Language, & Learning

Early Childhood Themes

School

Teacher's Guide



Teacher Created Materials
PUBLISHING


Table of Contents

Introduction	4	Social Studies Lessons	56
Introduction.....	4	School Tour.....	56
Research and Rationale	6	School Rules.....	57
Best Practices: Learning to Read	7	Mapping It.....	58
Best Practices: The Five		Way Back When.....	59
Components of Reading.....	10	I'm a Student!.....	60
Best Practices: Differentiation.....	13	Science Lessons	61
Best Practices: English Language		Living or Nonliving.....	61
Support.....	15	Look Closely	62
Best Practices: Assessment	16	Playground Scientists	63
Emergent and Early Writers.....	21	Crayons and Pencils.....	64
Parent Support	24	Living Things Grow.....	65
Correlation to Standards	29	Music and Movement Lessons	66
Standards/Objectives Chart	30	Time for School	66
How to Use This Product	32	Bearsie, Bearsie	67
Overview	36	Do You Like School?.....	68
Menu of Lesson Choices.....	36	To School I Go!.....	69
Vocabulary: Academic Language	38	G' Morning, Teacher	70
Introducing the Unit	40	Art Lessons	71
Literacy Lessons	41	My Initial Necklace.....	71
School.....	41	Name Puzzles.....	72
School Activities	42	Apple Prints	73
We Like School.....	43	Counting in My School.....	74
Our Class Story.....	44	School Headbands.....	75
We Can Read and Write.....	45	Unit Resources	76
Phonemic Awareness and Phonics		School Songs	76
Lessons	46	Patterns	82
Beginning Sounds	46	Vocabulary Word Cards.....	105
There's a Rhyme in There	47	Recommended Children's	
What's in My Backpack?	48	Literature	107
Find the Letters	49	Using the CDs.....	109
Counting Syllables	50	Appendices	123
Math Lessons	51	References Cited.....	123
School Favorites	51	Contents of the Teacher	
Patterns in Our Classroom.....	52	Resource CD	124
Shapes All Around	53	Contents of the Audio CD	128
Keep It Fair!.....	54		
Count the Room	55		

Introduction

Welcome to the world of early childhood education. Young children love to play, get dirty, and discover. As a teacher, you have the task of introducing them to the world of school. You will need to plan meaningful activities for the children in your classroom. These experiences allow them to discover new things in a safe, nonjudgmental environment and feel successful. The lessons and materials in this kit support the importance of play and meaningful experiences.

The components of this kit can create a captivating unit around the theme. The main resource for the teacher is the *School Teacher's Guide*. In it, teachers can find quick and easy lessons in the following areas: literacy, phonemic awareness and phonics, math,



social studies, science, music and movement, and art. Within each section are five lesson plans. The Menu of Lesson Choices on pages 36–37 provides a quick overview of the contents of the lessons. Each lesson provides details on the materials needed and procedures of the lesson.

The eight vocabulary concept cards are core to many of the lessons. These cards provide clear and detailed photographs showing people, places, things, and activities associated with school. They are bright and colorful and give the children images to which they can relate concepts about school as they are being discussed throughout the unit. The backs of the cards include activities that teachers can use for activating prior knowledge, developing phonemic awareness and phonics, and building knowledge and comprehension.



Introduction *(cont.)*


The three books included in this kit provide the literature foundation for the theme. The concept book, *Big Kid School*, is used to introduce the unit and provide pictorial support for the children’s understanding of the types of tools and materials used to build things. A wordless photo book, *School*, helps develop the children’s oral language as they discuss and create a story that shows various building materials and structures. A book created around the traditional nursery rhyme “Mary Had a Little Lamb” provides a beautifully illustrated way for the children to access and read print.

Each of these books is also provided as an enlarged “lap size” book for teacher read-aloud as children gather around for storytime and other learning activities.



The Audio CD included in the kit provides audio of the theme-related songs (pages 76–81), both as instrumentals and with vocals, and audio of the concept book *Big Kid School* and the traditional rhyme book *Mary Had a Little Lamb*.

The Teacher Resource CD included in the back of this Teacher’s Guide provides a variety of features to supplement the lessons: all patterns from this Teacher’s Guide (pages 82–104) in both color and black and white; the vocabulary word cards from this Teacher’s Guide (pages 105–106) in both color and black and white; each of the books in this kit in electronic format with page-turning capabilities; each of the books in this kit in pdf format; additional resources from this Teacher’s Guide; video clips to support the kit content and vocabulary; and interactive whiteboard activities to support the lessons. Complete descriptions of the contents of the CDs, as well as instructions for their use, can be found on pages 109–122.



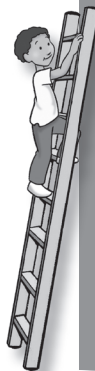
Beginning Sounds



- Beginning Sounds Picture Cards (pp. 85–86)
- *teacher* vocabulary concept card
- crayons

Procedure:

- 1 Prior to the lesson, make one copy of the Beginning Sounds Picture Cards for each child.
- 2 Gather children together on the rug or in their chairs.
- 3 Introduce children to the *teacher* vocabulary concept card. Read the sentence on the front of the card.
 - Allow them to share their thoughts about the card.
 - Explain to children that you are a teacher, just as the person in the picture is.
- 4 Display the front of the card. Say the word *teacher*, carefully pronouncing each sound. Ask children to repeat the word after you.
- 5 Tell children that *teacher* begins with the /t/ sound. Say *teacher* again and tell children to listen for the /t/ sound. Have children repeat /t/.
- 6 Tell children that you need help finding the /t/ sound. Recite the following words and ask children to put their thumbs up if they hear /t/ at the beginning of the word. If they do not hear /t/ at the beginning of the word, they should put their thumbs down.
 - tape (thumbs up)
 - tear (thumbs up)
 - paint (thumbs down)
 - toy (thumbs up)
 - chalk (thumbs down)
 - tooth (thumbs up)
 - table (thumbs up)
 - crayon (thumbs down)
- 7 Distribute the Beginning Sounds Picture Cards. Say the names of the pictures together. Instruct children to listen for /t/ at the beginning of the word. If the picture begins with /t/, they should color the picture. If it does not begin with /t/, they should leave the picture blank.



Extension

Go on a /t/ scavenger hunt in the classroom or on the playground. Ask children to find as many objects that begin with /t/ as they can.

teacher



My teacher helps me learn.

teacher



Connecting Pieces: Activating Prior Knowledge

- Before displaying the card, give children clues to help them guess the person they will see on the card such as, "This person works at a school" or "This person helps children learn." When children have guessed *teacher*, show them the front of the card. Allow them to share their experiences with teachers.
- Show children the front of the card. Read the sentence on the bottom of the card aloud, pointing to each word as you read it. Ask them to read the sentence with you. After you have finished reading the sentence, ask children to name ways that teachers help them learn. Write their responses on chart paper.



Building Blocks: Phonemic Awareness and Phonics

- Show children the front of the card. Read the word *teacher* aloud as you point to it. Ask children to repeat the word. Read the word together again, emphasizing the beginning sound. Ask children to name the beginning sound. If necessary, tell them that the word *teacher* begins with the /t/ sound.
- Tell children that you will say some words related to school. Ask them to repeat the word you say and to determine if they hear the /t/ sound at the beginning of the word. If the word begins with the /t/ sound, they should clap their hands. If the word does not begin with the /t/ sound, they should keep their hands still. You may wish to use the following words:

pen (no clap)	rug (no clap)
test (clap)	tape (clap)
text (clap)	boy (no clap)
time (clap)	girl (no clap)



New Ideas: Building Knowledge and Comprehension

- Show children the front of the card. Point to each word in the sentence as you read it aloud. Tell children that a teacher helps students learn. Review the chart listing children's responses from the activating prior knowledge activity.
- Distribute a sheet of drawing paper to each child. Tell children to select one word from the chart and draw a picture. Encourage children to copy the word from the chart and to write it under their drawing.

School Songs (cont.)

.....

To School I Go!


(Sung to the tune of "She'll Be Coming Around the Mountain")

Lyrics by Evelyn Garcia and James Anderson

I like going to school every day.
I like going to school every day.
I listen first so I can learn,
and then I always wait my turn.
I like going to school every day.



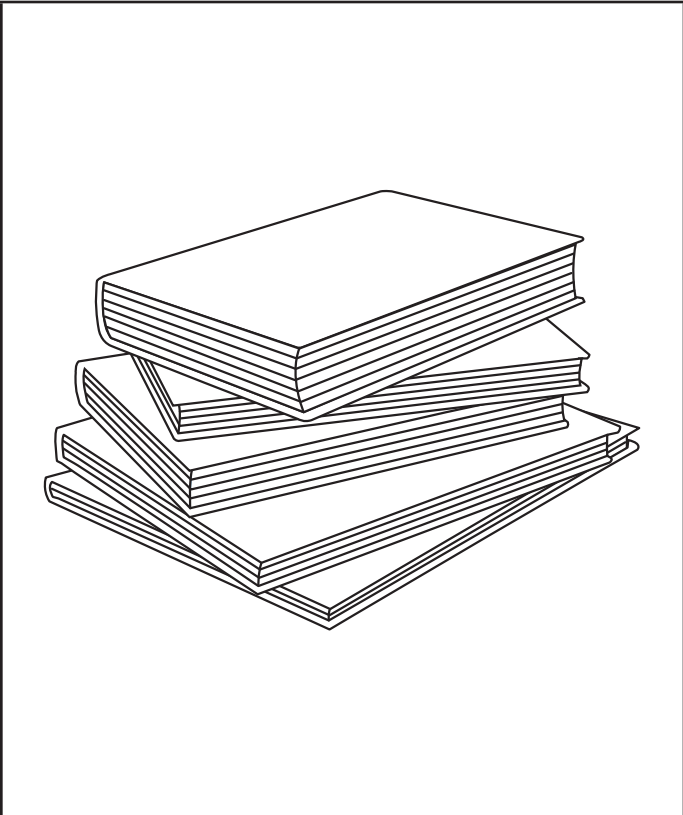
I put all the things I need in my backpack.
I put all the things I need in my backpack.
Pencils, crayons, and reading books,
I did my homework, Teacher, look!
I put all the things I need in my backpack.

I read a new book in my class every day.
I read a new book in my class every day.
Books are the greatest thing I know,
And that is why I love them so!
I read a new book in my class every day.



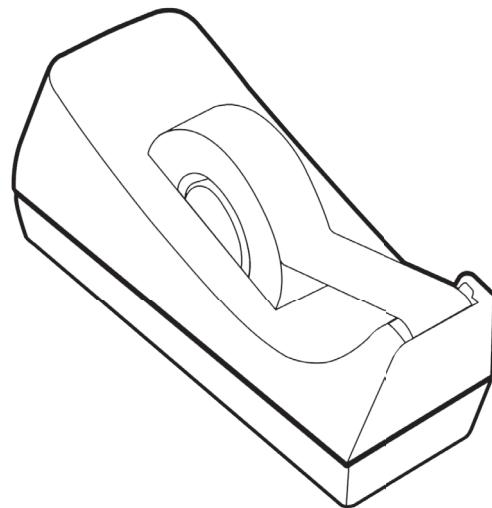



Beginning Sounds Picture Cards

Use these cards with the lesson on page 46.



Beginning Sounds Picture Cards (cont.)

Use these cards with the lesson on page 46.



Mary Had a Little Lamb



Traditional rhyme illustrated
by Janelle Bell-Martin

Mary had a
little lamb,
little lamb,
little lamb.



Mary had a little lamb.
Its fleece was white
as snow.




Everywhere that
Mary went,
Mary went,
Mary went,



Everywhere that Mary went
the lamb was sure to go.



It followed her to
school one day,
school one day,
school one day.



It followed her to school one day, which was against the rules.



It made the children
laugh and play,
laugh and play,
laugh and play.



It made the children
laugh and play
to see a lamb at school.

