

Sample Pages from



Created *by* Teachers *for* Teachers and Students

Thanks for checking us out. Please call us at **800-858-7339** with questions or feedback or to order this product. You can also order this product online at **www.tcmpub.com**.

For correlations to state standards, please visit
www.tcmpub.com/administrators/correlations

Early Childhood Themes —Space Kit

This sample includes the following:

- Teacher's Guide Cover** (1 page)
- Table of Contents** (1 page)
- Introduction** (2 pages)
- Lesson Plan** (1 page)
- Vocabulary Concept Card** (2 pages)
- Song Page from Unit Resource** (1 page)
- Pattern Page from Unit Resource** (1 page)
- Reader** (9 pages)


To Create a World ⁱⁿ which
Children Love to Learn!

800-858-7339 • www.tcmpub.com

Literacy, Language, & Learning

Space

Teacher's Guide



Teacher Created Materials
PUBLISHING

Table of Contents


.....

Introduction	4	Social Studies Lessons	56
Introduction.....	4	Taking Care of Earth.....	56
Research and Rationale.....	6	Space Rules.....	57
Best Practices: Learning to Read.....	8	Where Am I?.....	58
Best Practices: The Five		Space Mission.....	59
Components of Reading.....	10	What Is the Same and Different?.....	60
Best Practices: Differentiation.....	13	Science Lessons	61
Best Practices: English Language		Star Pictures.....	61
Support.....	15	Why the Moon Looks Different.....	62
Best Practices: Assessment.....	16	Space Food.....	63
Emergent and Early Writers.....	21	Rocks, Water, and Soil.....	64
Parent Support.....	24	Star Light, Star Bright.....	65
Correlation to Standards.....	29	Music and Movement Lessons	66
Standards/Objectives Chart.....	30	Little Stars.....	66
How to Use This Product.....	32	Soaring Rockets.....	67
Overview	36	Space Dream.....	68
Menu of Lesson Choices.....	36	Earth.....	69
Vocabulary: Academic Language.....	38	Where to, Rocket?.....	70
Introducing the Unit.....	40	Art Lessons	71
Literacy Lessons	41	Rocket! Rocket!.....	71
Into Space.....	41	Reach for the Moon.....	72
Picture It.....	42	Sun Art.....	73
Letters and Words.....	43	I'm an Astronaut.....	74
Please Shine Down on Me.....	44	Design a Planet.....	75
What Would You Take to the Moon?..	45	Unit Resources	76
Phonemic Awareness and Phonics		Space Songs.....	76
Lessons	46	Patterns.....	82
Take It Apart.....	46	Vocabulary Word Cards.....	105
Feel the Sound.....	47	Recommended Children's	
Count the Syllables.....	48	Literature.....	107
Ending Sounds.....	49	Using the CDs.....	109
Match the Letters.....	50	Appendices	123
Math Lessons	51	References Cited.....	123
How Many Planets?.....	51	Contents of the Teacher	
What Is the Biggest Planet?.....	52	Resource CD.....	124
Space Rocks.....	53	Contents of the Audio CD.....	128
What Comes Next?.....	54		
Where Would You Go?.....	55		

Introduction

Welcome to the world of early childhood education. Young children love to play, get dirty, and discover. As a teacher, you have the task of introducing them to the world of school. You will need to plan meaningful activities for the children in your classroom. These experiences allow them to discover new things in a safe, nonjudgmental environment and feel successful. The lessons and materials in this kit support the importance of play and meaningful experiences.

The components of this kit can create a captivating unit around the theme. The main resource for the teacher is the *Space Teacher's Guide*. In it, teachers can find quick and easy lessons in the following areas: literacy, phonemic awareness and phonics, math,



social studies, science, music and movement, and art. Within each section are five lesson plans. The Menu of Lesson Choices on pages 36–37 provides a quick overview of the contents of the lessons. Each lesson provides details on the materials needed and procedures of the lesson.

The eight vocabulary concept cards are core to many of the lessons. These cards provide clear and detailed photographs showing facts about our solar system and its planets. They are bright and colorful and give the children images to which they can relate concepts about space as they are being discussed throughout the unit. The backs of the cards include activities that teachers can use for activating prior knowledge, developing phonemic awareness and phonics, and building knowledge and comprehension.



Introduction *(cont.)*

The three books included in this kit provide the literature foundation for the theme. The concept book, *Into Space*, is used to introduce the unit and provide pictorial support for the children's understanding of objects related to space. A wordless photo book, *Space*, helps develop the children's oral language as they discuss and create a story that shows events revolving around space. A book created around the traditional song, "Oh, Mr. Sun" provides a beautifully illustrated way for the children to access and read print.

Each of these books is also provided as an enlarged "lap size" book for teacher read-aloud as children gather around for storytime and other learning activities.



The Audio CD included in the kit provides audio of the theme-related songs (pages 76–81), both as instrumentals and with vocals, and audio of the concept book *Into Space* and the traditional song book *Oh, Mr. Sun*.

The Teacher Resource CD included in the back of this Teacher's Guide provides a variety of features to supplement the lessons: all patterns from this Teacher's Guide (pages 82–104) in both color and black and white; the vocabulary word cards from this Teacher's Guide (pages 105–106) in both color and black and white; each of the books in this kit in electronic format with page-turning capabilities; each of the books in this kit in pdf format; additional resources from this Teacher's Guide; video clips to support the kit content and vocabulary; and interactive whiteboard activities to support the lessons. Complete descriptions of the contents of the CDs, as well as instructions for their use, can be found on pages 109–122.



What Comes Next?



- *rocket* vocabulary concept card
- Rocket Pattern Cards (p. 93)
- crayons

Procedure

- 1 Prior to teaching this lesson, make several copies of the Rocket Pattern Cards.
- 2 Gather children together on the rug or in their chairs.
- 3 Introduce the *rocket* vocabulary concept card. Discuss the picture on the card. Allow children to share what they already know about rockets. Point out the colors on the rocket. Explain that they will have an opportunity to color their own rockets and make a pattern.
- 4 Explain that a pattern repeats and can help us decide what comes next.
- 5 Model an *AB* pattern with the Rocket Pattern Card by choosing two crayons and coloring alternating rockets.
- 6 Provide children with crayons and Rocket Pattern Cards. Give them time to color their patterns. When children are finished, ask them to “read” their pattern aloud by saying the colors of the rockets.

Extension

Give each child two different-color counters or small pieces of colored paper. Have them make a pattern, using the manipulatives. Depending upon children’s abilities, demonstrate an *AABB* pattern.



rocket



This rocket is taking off.

rocket



Connecting Pieces: Activating Prior Knowledge

- Prior to showing children the front of the card, explain that a vehicle is an object that transports things and people. Give children clues about the rocket on the card. For example, tell children that this vehicle travels up, goes into space, and travels very fast. Explain it is similar to a plane, but can go much higher and faster. Encourage children to guess what vehicle you are describing. Then show them the front of the card.
- Ask children to describe the rocket in the picture. Compare and contrast rockets and airplanes. On a sheet of chart paper, list things rockets and airplanes have in common. Ask children to explain how rockets and airplanes move. Then list how they are different, such as rockets go into space and airplanes do not.

Note: You may wish to introduce children to the Venn Diagram graphic organizer for this step.



Building Blocks: Phonemic Awareness

- Show children the sentence on the front of the card. Point to each word as you read the sentence. Point to the word *rocket* and read it aloud. Have children read the word as you point to it. Point to the letter *k*. Ask children to name the letter. Ask children to name the sound the letter *k* makes.
- Have children practice making the /k/ sound. Have them put their hands in front of their mouth when making the /k/ sound to feel the air come out. Name other words that have the /k/ sound for children. Have children repeat each word, feeling the air come out as they make the /k/ sound. You may wish to use the following words:

kit	kite
kitten	key
kiss	koala



New Ideas: Building Knowledge and Comprehension

Display the front of the card. Ask children to talk about where a rocket can go. Lead children to the idea that rockets take astronauts into space. Read the sentence on the card. Tell children that many rockets have gone into space. Explain that a rocket must have a lot of power when it leaves the ground to make it into space.

Space Songs (cont.)

.....

Space Dream

(Sung to the tune of "The Animal Fair")

Lyrics by Evelyn Garcia

(Have children sing this song while lying on the carpet and closing their eyes as if they were dreaming. The last four lines will have different motions.)

I dreamed I was in outer space.

I really felt out of place.

I passed some stars,

And then landed on Mars,

Imagine the look on my face!

You ought to have seen the sun.

It probably weighs a ton!

I turned in my bed *(Have children roll over.)*

And then bumped my head. *(Pretend to bump head.)*

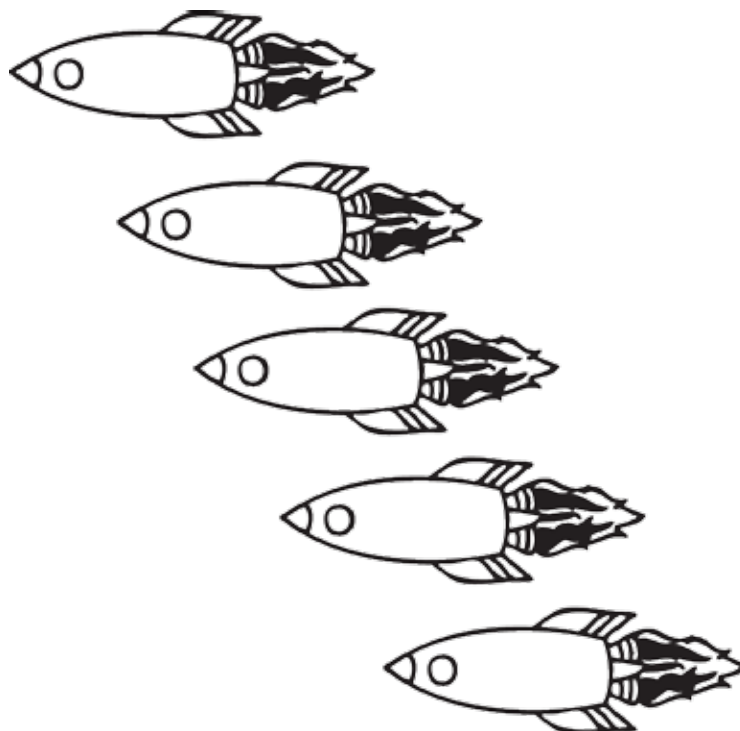
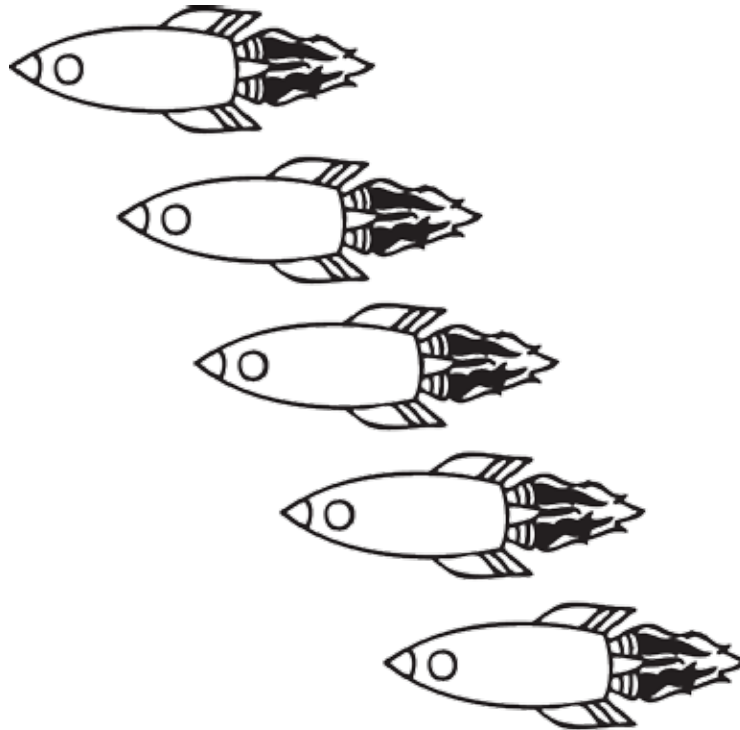
Now I'm no longer in space, *(Begin to stand up.)*

in space, in space, in space, in space . . . *(Stand up straight.)*



Rocket Pattern Cards

Use this pattern with the lesson on page 54.



Into Space



Dona Herweck Rice

Hello to the sun.




Hello to the stars.




Hello to Jupiter
and to Mars.

Show and Tell



Hello to the comets.




Hello to the moon.



Hello to the planets.
See you soon!



"Hello!" I call
as away I race...



in my rocket ship
into space.

